



BROAD HORIZON
— T U I T I O N —

11+ Tuition

Year 4

Week 6 – Lesson

ANSWERS

Contents

Comprehension/ Verbal Reasoning.....	2
Mixed Verbal Reasoning Questions with Comprehension	2
GL Techniques – Type Five	4
Shuffled Sentences	5
Non-Verbal Reasoning.....	6
Rotating 3D Shapes.....	6
2D and 3D Shapes.....	6
Homework – Vocabulary to memorise.....	9

Comprehension/ Verbal Reasoning

Mixed Verbal Reasoning Questions with Comprehension

1. **D** — In the passage when Sanjay asks if they can go on the Dinosaur Dipper, his dad says "We're going to take Maya on some smaller rides first".
2. **B** — In the passage it says that the teenagers "climb excitedly into the colourful carriages".
3. **A** — In the passage the ride is described as having "colourful" and "Brightly-painted" carriages.
4. **C** — In the passage it says that when Sanjay reached the front of the queue for the ride, he "wasn't sure that it looked fun after all".
5. **B** — In the passage it says that when Sanjay and his dad made their way toward the Dinosaur Dipper they "left Maya and Mum at the café".
6. **B** — "tugged" means 'pulled'. Both words mean 'moved an object towards you'.
7. **C** — "chatted" means 'talked'. Both words mean 'spoke'.
8. **A** — "swept" can mean 'pushed along forcefully', so A is correct because it describes how Sanjay was pushed quickly through the gate.
9. **neat** — 'Tidy' and 'neat' both mean 'ordered'.
10. **chilly** — 'Cold' and 'chilly' both mean 'at a low temperature'.
11. **sleepy** — 'Tired' and 'sleepy' both mean 'in need of rest'.
12. **timid** — 'Shy' and 'timid' both mean 'nervous around other people'.
13. **jolly** — 'Merry' and 'jolly' both mean 'cheerful'.
14. **dash** — 'Sprint' and 'dash' both mean 'run quickly'.
15. **helpful** — 'Useful' and 'helpful' both mean 'having a practical use'.
16. **hug** — 'Cuddle' and 'hug' both mean 'embrace'.
17. **sad** — 'Happy' means 'feeling pleasure', whereas 'sad' means 'feeling sorrow'.
18. **good** — 'Naughty' means 'badly behaved', whereas 'good' means 'well-behaved'.
19. **fast** — 'Slow' means 'at a low speed', whereas 'fast' means 'at a high speed'.
20. **begin** — 'Stop' means 'cease', whereas 'begin' means 'start'.
21. **work** — 'Play' means 'an enjoyable activity', whereas 'work' means 'an activity which involves effort'.
22. **listen** — 'Ignore' means 'not pay attention', whereas 'listen' means 'pay attention'.
23. **stressed** — 'Calm' means 'relaxed', whereas 'stressed' means 'agitated'.
24. **separate** — 'Mixed' means 'combined', whereas 'separate' means 'apart'.

25. **cheese** — *The other four are types of vegetable.*
26. **toadstool** — *The other four are mythical creatures.*
27. **house** — *The other four are types of public building.*
28. **tree** — *The other four are parts of a plant.*
29. **saunter** — *The other four are types of dance.*
30. **crab** — *The other four don't have legs.*
31. **chair** — *The other four are pieces of furniture used for storage.*
32. **tomorrow** — *The other four are times of day.*
33. **A** — *'Jen and her friends decided to make a **den** in the woods.'*
34. **B** — *'they tied a rope **between** two trees'*
35. **A** — *'they **collected** sticks and twigs'*
36. **A** — *'to cover the sheet **so** it would blend into the trees.'*
37. **C** — *'they put dried leaves **on** the floor of the shelter'*
38. **B** — *'The hideout became Jen's **favourite** meeting place'*
39. **C** — *'she decided to spend as much **time** there as possible.'*
40. **A** — *'Jen and her friends **enjoyed** playing games'*
41. **C** — *'the children found a collection of **interesting** treasures'*
42. **A** — *'to decorate their **secret** hideout.'*

GL Techniques – Type Five

TYPE FIVE:

sand

stop

tall

tent

step

sofa

love

done

nest

exit

able

veto

down

sore

heat

hero

axis

hand

note

term

Shuffled Sentences

Test 5

1. his dog walked obediently by his side
2. her new party dress was spectacular
3. the seabirds swooped down to the waves below
4. the leaves rustled in the breeze
5. they fished along the river banks
6. he sailed the boat safely into the harbour
7. we decided it was time to harvest the wheat
8. I had never before seen such a large spider
9. some-one had taken the last piece of cheese from the fridge
10. she stepped out in front of the large crowd of onlookers

Non-Verbal Reasoning

Rotating 3D Shapes

Warm Up

- Number of figures containing the block inside the square: 2
(The second and fifth figures.)
- Same.
(The left-hand figure is rotated 90 degrees away from you, top-to-bottom to make the right-hand figure.)
 - Different.
 - Same.
(The left-hand figure is rotated 90 degrees anti-clockwise in the plane of the page to make the right-hand figure.)

3D Building Blocks

3. B
One way is for the bottom two blocks of set B to each rotate 90 degrees left-to-right and become the blocks on the bottom of the figure on the left. The cube moves to become the top-left block of the figure.

4. B
One of the blocks at the bottom of set B rotates 90 degrees top-to-bottom and becomes the block at the bottom-left of the figure on the left. The other block from the bottom of set B moves to become the right-hand block. The top block from set B rotates 90 degrees in the plane of the page and becomes the top-left block of the figure.

5. A
The bottom block from set A rotates 180 degrees in the plane of the page and becomes the block at the back of the figure on the left. The other block from set A moves in front of the first block.

3D Rotation

6. A
Shape A rotates 90 degrees towards you, top-to-bottom.

7. C
Shape C rotates 90 degrees clockwise in the plane of the page

8. D
Shape D rotates 90 degrees left-to-right.

9. B
Shape B rotates 90 degrees away from you, top-to-bottom.

2D and 3D Shapes — p.20-21

Warm Up

- a) 2 b) 3 c) 5 d) 3 e) 4 f) 5
- a) C b) E c) F d) D e) B

2D Views of 3D Shapes

3. D
There are four blocks visible from above, which rules out options B and C. There is only one block visible on the right-hand side, which rules out option A.

4. A
There are five blocks visible from above, which rules out options B and D. There are three blocks visible on the right-hand side, which rules out option C.

5. D
There are five blocks visible from above, which rules out options A and C. There are three blocks visible on the left-hand side, which rules out option B.

Cubes and Nets

6. D
Option A is ruled out because there is no face with a black dot on the net. Option B is ruled out because the black face and the face with a heart should be on opposite sides. Option C is ruled out because the face with the grey hexagon and the face with the black arrow should be on opposite sides.

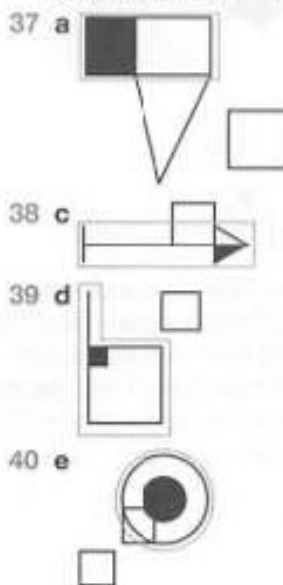
7. C
Option A is ruled out because there aren't two faces with crosses on the net. Option B is ruled out because the face with the grey rectangle and the face with the figure B should be on opposite sides. Option D is ruled out because there is no face with a grey star on the net.

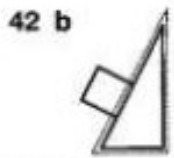
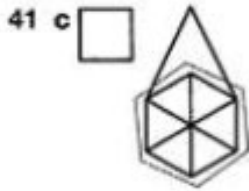
8. A
Option B is ruled out because the face with the grey circle and the face with the black cross should be on opposite sides. Option C is ruled out because there aren't two faces with pentagons on the net. Option D is ruled out because the bottom of the letter F should be next to the face with the star on it.

Paper 1 (pages 1 – 10)

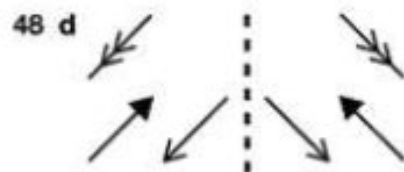
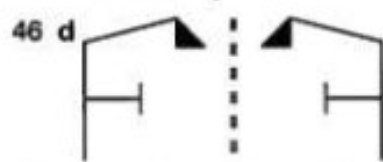
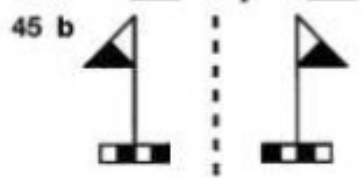
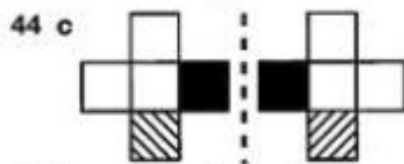
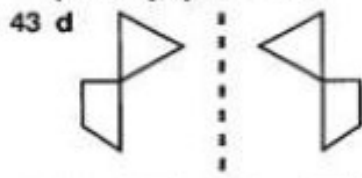
- 1 **d** All of the shapes, apart from d, are rectangles.
- 2 **e** All of the options, apart from e, consist of a square and a triangle which are not touching.
- 3 **d** All of the shapes, apart from d, are triangles with three acute angles.
- 4 **a** All of the options, apart from a, consist of a long line with a number of shorter lines which are all at 90° to the long line.
- 5 **e** All of the options, apart from e, consist of two rectangles that touch at a corner.
- 6 **e** All of the shapes, apart from e, are ovals.
- 7 **c** All of the options, apart from c, consist of a circle inside of a rectangle.
- 8 **a** All of the shapes, apart from a, are right-angled triangles.
- 9 **d** All of the options, apart from d, consist of a number of lines which are all at 90° to each other.
- 10 **b** All of the options, apart from b, consist of a triangle and a square which are not touching each other.
- 11 **b** All of the shapes, apart from b, include an arrow pointing up to the right.
- 12 **a** All of the options, apart from a, include a curved arrow pointing anti-clockwise.
- 13 **d** This is a repeating pattern: white square, white right-angled triangle, light grey right-angled triangle, dark grey square.
- 14 **b** The number of lines continues to increase. Each new line is at 45° to the previous line.
- 15 **b** The number of white sections continues to increase. The sections of the circle stay in the same place.
- 16 **d** A small black triangle is added to each corner of the square in turn. In the last picture of the sequence, the triangle has been added to a previous triangle to form a square.
- 17 **b** The height of the parallelogram continues to decrease.
- 18 **c** This is a repeating pattern with four shapes. The second and sixth picture are the same, therefore the third and seventh picture will also be the same.
- 19 **a** The arrow continues to rotate by 45° clockwise.
- 20 **c** This is a repeating pattern with four shapes. The second and sixth picture are the same, therefore the third and seventh picture will also be the same.
- 21 **b** The small square alternates between black and white. There is only one line inside the rectangle.
- 22 **e** The shape continues to rotate by 45° clockwise.

- 23 **a** This is a repeating pattern with four shapes. The second and sixth picture are the same, therefore the third and seventh picture will also be the same.
- 24 **b** The number of black circles continues to decrease. The black circles are on a curved line.
- 25 **b** The second shape is a 90° clockwise rotation of the first shape.
- 26 **c** The second shape is a horizontal reflection of the first shape, with the central horizontal line removed.
- 27 **c** The second shape has the same pattern as the first shape.
- 28 **d** The second shape is the first shape with the smaller shapes at the end of the lines removed.
- 29 **b** The second pattern consists of the same shapes as the first pattern, with their positions swapped.
- 30 **d** The second shape is the first shape with its width and height doubled.
- 31 **d** The second shape is the first shape with missing corner added, and rotated 90° clockwise.
- 32 **e** The same number of small shapes have been stacked vertically in the second shape, without overlapping.
- 33 **e** The second line is the first line rotated 90° clockwise and is dashed rather than solid.
- 34 **a** The second shape is a vertical reflection of the first shape. In the second shape, the striped area has become grey and the white area has become black.
- 35 **c** The second pattern consists of the first shape, plus the first shape rotated 90° , 180° and 270° .
- 36 **a** The second pattern consists of the shapes in the first pattern joined together and then rotated 90° anti-clockwise.





3–48 When each shape is paired with the correct reflection, they form a single shape that is perfectly symmetrical.



49 e The first letter represents the shape inside the flag (A has a star, B has a circle and C has a triangle). The second letter represents the position of the flag on the stem (D has the flag in the middle, E has the flag at the top and F has the flag at the bottom).

50 b The first letter represents the shapes used in the pattern (K has triangles, L has squares and M has circles). The second represents the direction in which the shapes are arranged (G has the shapes arranged horizontally, H has the shapes arranged vertically and J has the shape arranged diagonally).

51 c The first letter represents the number of vertical lines inside the rectangle (P has two lines, Q has one line and N has three lines). The second letter represents the shape on top of the rectangle (R has a semicircle, S has a triangle and T has a trapezium).

52 d The first letter represents the shape (X has an inverted L-shape, Y has a cross shape and Z has a rotated T-shape). The second letter represents the colour of the shape (U has a grey fill, V has a black fill and W has a white fill).

53 e The first letter represents the shape (K has a bow-tie shape, L has a rotated capital I and M has an arrow). The second letter represents the shape's size (A has a large shape, B has a small shape and C has a medium shape).

54 d The first letter represents the position of the arrows (G has the arrows at the bottom, H has the arrows at the top and J has the arrows in the middle). The second letter represents the direction in which the arrows are pointing (R has arrows pointing up to the right, S has arrows pointing up to the left and T has arrows pointing straight up).

Homework – Vocabulary to memorise

Vocabulary 5

Exercise A

1. Bitter
2. Magnitude
3. Competent
4. Intrude
5. Potential
6. Imitation
7. Ambitious
8. Obligatory
9. Formation
10. Dishonest

Exercise B

1. Competent
2. Potential
3. Magnitude
4. Imitation
5. Dishonest
6. Formation
7. Intrude
8. Bitter
9. Ambitious
10. Obligatory