



**BROAD HORIZON**  
— T U I T I O N —

# 11+ Tuition

Year 4

Week 7 – Lesson

# Answers

**Name:** \_\_\_\_\_

**Date:** \_\_\_\_\_

## Contents

<b>Quick Revision .....</b>	<b>3</b>
<b>Going through Progress Test 1 .....</b>	<b>4</b>
<b>Maths .....</b>	<b>5</b>
Roman Numerals .....	6
Explanation – Mean, Mode, Median and Range.....	7
Practice Questions – Mean, Mode, Median and Range.....	<b>Error! Bookmark not defined.</b>
Further Practice – Challenging Questions .....	<b>Error! Bookmark not defined.</b>
<b>English - Grammar.....</b>	<b>Error! Bookmark not defined.</b>
Adverbs.....	<b>Error! Bookmark not defined.</b>
Adverb Phrases .....	<b>Error! Bookmark not defined.</b>
<b>English - Comprehension.....</b>	<b>Error! Bookmark not defined.</b>
<b>Non-Verbal Reasoning .....</b>	<b>Error! Bookmark not defined.</b>
<b>Shuffled Sentences.....</b>	<b>Error! Bookmark not defined.</b>
<b>Quick Lesson Recap.....</b>	<b>19</b>

## Quick Revision

Fraction	Decimal	Percentage
<b>1</b>	<b>1</b>	<b>100%</b>
$\frac{1}{2}$	<b>0.5</b>	<b>50%</b>
$\frac{1}{3}$	<b>0.333</b>	<b>33%</b>
$\frac{1}{4}$	<b>0.25</b>	<b>25%</b>
$\frac{1}{5}$	<b>0.2</b>	<b>20%</b>
$\frac{1}{6}$	<b>0.166</b>	<b>16.6%</b>
$\frac{1}{8}$	<b>0.125</b>	<b>12.5%</b>
$\frac{1}{9}$	<b>0.111</b>	<b>11.1%</b>
$\frac{1}{10}$	<b>0.1</b>	<b>10%</b>
$\frac{1}{20}$	<b>0.05</b>	<b>5%</b>

## Going through Progress Test 1

In the first part of this lesson your tutor will go through your Progress test 1 and resolve any issues which you had.

This will also give you a chance to review your knowledge of the following topics:

1. Multiply and divide numbers by 10, 100 and 1000 – Lesson 1
2. Column Multiplication – Lesson 2
3. Rounding Numbers – Lesson 3
4. BIDMAS – Lesson 4

## Starter task – Vocabulary Homework Test

### Exercise C

1. Potential
2. Bitter
3. Magnitude
4. Imitation
5. Dishonest
6. Formation
7. Intrude
8. Competent
9. Ambitious
10. Obligatory

## Maths

### Roman Numerals

1	I	11	XI	50	L
2	II	12	XII	100	C
3	III	13	XIII	500	D
4	IV	14	XIV	1000	M
5	V	15	XV		
6	VI	16	XVI		
7	VII	17	XVII		
8	VIII	18	XVIII		
9	IX	19	XIX		
10	X	20	XX		

Try writing the following in roman numerals:

- 1) 247 CCXLVII
- 2) 398 CCCXCVIII
- 3) 1350 MCCL
- 4) 1987 MCMXXXVII
- 5) 3478 MMMCDLXXVII

### Mean, Mode, Median and Range - Explanation

Name : \_\_\_\_\_ Score : \_\_\_\_\_

Teacher : \_\_\_\_\_ Date : \_\_\_\_\_

### Mean, Mode, Median, and Range

1) 8, 4, 4, 8, 9, 7, 2  
2, 4, 4, 7, 8, 8, 9

Mean 6 Median 7 Mode 4, 8 Range 7

6) 3, 4, 2  
2, 3, 4

Mean 3 Median 3 Mode None Range 2

2) 7, 5, 6  
5, 6, 7

Mean 6 Median 6 Mode None Range 2

7) 6, 7, 8  
6, 7, 8

Mean 7 Median 7 Mode None Range 2

3) 6, 8, 9, 8, 4  
4, 6, 8, 8, 9

Mean 7 Median 8 Mode 8 Range 5

8) 2, 6, 5, 4, 3  
2, 3, 4, 5, 6

Mean 4 Median 4 Mode None Range 4

4) 5, 6, 4, 6, 4, 2, 1  
1, 2, 4, 4, 5, 6, 6

Mean 4 Median 4 Mode 4, 6 Range 5

9) 8, 8, 5, 9, 5  
5, 5, 8, 8, 9

Mean 7 Median 8 Mode 5, 8 Range 4

5) 7, 9, 2  
2, 7, 9

Mean 6 Median 7 Mode None Range \_\_\_\_\_

10) 2, 8, 4, 4, 8, 8, 8  
2, 4, 4, 8, 8, 8, 8

6 Median 8 Mode 8 Range 6

Name : \_\_\_\_\_ Score : \_\_\_\_\_

Teacher : \_\_\_\_\_ Date : \_\_\_\_\_

### Mean, Mode, Median, and Range

1) 3, 8, 2, 3  
2, 3, 3, 8

Mean 4 Median 3 Mode 3 Range 6

6) 8, 9, 8, 8, 9, 9, 9, 4  
4, 8, 8, 8, 9, 9, 9, 9

Mean 8 Median 8.5 Mode 9 Range 5

2) 7, 9, 7, 9  
7, 7, 9, 9

Mean 8 Median 8 Mode 7, 9 Range 2

7) 3, 7, 2, 8  
2, 3, 7, 8

Mean 5 Median 5 Mode None Range 6

3) 6, 7, 3, 3, 6, 5  
3, 3, 5, 6, 6, 7

Mean 5 Median 5.5 Mode 3, 6 Range 4

8) 6, 9, 2, 8, 2, 4, 7, 2  
2, 2, 2, 4, 6, 7, 8, 9

Mean 5 Median 5 Mode 2 Range 7

4) 8, 5, 3, 8  
3, 5, 8, 8

Mean 6 Median 6.5 Mode 8 Range 5

9) 7, 5, 9, 5, 2, 2  
2, 2, 5, 5, 7, 9

Mean 5 Median 5 Mode 2, 5 Range 7

5) 5, 6, 8, 5, 6, 6  
5, 5, 6, 6, 6, 8

Mean 6 Median 6 Mode 6 Range 3

10) 7, 4, 8, 2, 5, 7, 8, 7  
2, 4, 5, 7, 7, 7, 8, 8

Mean 6 Median 7 Mode 7 Range 6

Name : \_\_\_\_\_ Score : \_\_\_\_\_

Teacher : \_\_\_\_\_ Date : \_\_\_\_\_

### Mean, Mode, Median, and Range

1) 16, 14, 15, 15, 15, 9  
9, 14, 15, 15, 15, 16

Mean 14 Median 15 Mode 15 Range 7

6) 13, 14, 10, 11  
10, 11, 13, 14

Mean 12 Median 12 Mode None Range 4

2) 17, 11, 6, 9, 8, 9  
6, 8, 9, 9, 11, 17

Mean 10 Median 9 Mode 9 Range 11

7) 8, 19, 18, 13, 12, 8  
8, 8, 12, 13, 18, 19

Mean 13 Median 12.5 Mode 8 Range 11

3) 16, 20, 15, 16, 15, 13, 19, 6  
6, 13, 15, 15, 16, 16, 19, 20

Mean 15 Median 15.5 Mode 15, 16 Range 14

8) 16, 11, 13, 12  
11, 12, 13, 16

Mean 13 Median 12.5 Mode None Range 5

4) 8, 6, 10, 8  
6, 8, 8, 10

Mean 8 Median 8 Mode 8 Range 4

9) 16, 7, 19, 11, 19, 18  
7, 11, 16, 18, 19, 19

Mean 15 Median 17 Mode 19 Range 12

5) 19, 6, 5, 19, 11, 6, 11, 19  
5, 6, 6, 11, 11, 19, 19, 19

Mean 12 Median 11 Mode 19 Range 14

10) 19, 11, 7, 7, 8, 20, 11, 13  
7, 7, 8, 11, 11, 13, 19, 20

Mean 12 Median 11 Mode 7, 11 Range 13

Name : \_\_\_\_\_ Score : \_\_\_\_\_

Teacher : \_\_\_\_\_ Date : \_\_\_\_\_

### Mean, Mode, Median, and Range

1) 17, 8, 15, 14, 13, 17  
8, 13, 14, 15, 17, 17

Mean 14 Median 14.5 Mode 17 Range 9

6) 12, 16, 6, 16, 20, 12, 19, 11  
6, 11, 12, 12, 16, 16, 19, 20

Mean 14 Median 14 Mode 12, 16 Range 14

2) 9, 6, 14, 10, 13, 14  
6, 9, 10, 13, 14, 14

Mean 11 Median 11.5 Mode 14 Range 8

7) 18, 17, 18, 15, 19, 18, 14, 9  
9, 14, 15, 17, 18, 18, 18, 19

Mean 16 Median 17.5 Mode 18 Range 10

3) 19, 10, 14, 7, 18, 20, 11, 13  
7, 10, 11, 13, 14, 18, 19, 20

Mean 14 Median 13.5 Mode None Range 13

8) 17, 15, 17, 15  
15, 15, 17, 17

Mean 16 Median 16 Mode 15, 17 Range 2

4) 5, 10, 7, 18  
5, 7, 10, 18

Mean 10 Median 8.5 Mode None Range 13

9) 17, 18, 13, 8  
8, 13, 17, 18

Mean 14 Median 15 Mode None Range 10

5) 15, 20, 11, 6, 10, 15, 14, 13  
6, 10, 11, 13, 14, 15, 15, 20

Mean 13 Median 13.5 Mode 15 Range 14

10) 14, 7, 9, 6  
6, 7, 9, 14

Mean 9 Median 8 Mode None Range 8

## Mean, Median, Mode, Range

## Lucy's Wear ANSWERS

1a.  $387/9 = 43$

1b. **41**

1c. **40**

1d. **11**

2a.  $248/9 = 27.55$

2b. **27**

2c. **27**

2d. **6**

3a.  $52/9 = 5.77$

3b. **6**

3c. **6 and 7**

3d. **3**

Year 4 Week 6 Page 20-26

**1. D**

*In the passage it says that Gary Dahl was "an advertising executive":  
which means that he worked in advertising.*

**2. B**

*In the passage it says that "after 1975, safes dried up".*

**3. D**

*In the passage it says that Pet Rocks don't need "feeding, walking or  
bathing: and won't require "any expensive vet bills"*

**4. E**

*The instruction booklet didn't tell you how to make a bed of straw.*

**5. C**

*In the passage it says "Pet Rocks sold well during the Christmas  
period"; and "after 1975, sales dried up". so they sold well in  
December 1975.*

**6. D**

*In the passage it says "they were destined to be a fad". This means  
that people lost interest in them.*

**7. E**

*He came up with an idea that people wouldn't expect to do well but he  
made a lot of money from it.*

**8. C**

*'original' is closest in meaning to "unique". Both words mean 'one of a  
kind'.*

**9. B**

*short-lived trend' is closest in meaning to "fad". Both words mean a  
craze that doesn't last.*

**10. A**

*'sales dried up' means that people stopped buying Pet Rocks.*

**11. B**

*'sold' is a verb. It is the action word in this sentence.*

**12. E**

*"solution" and "phenomenon" are nouns. They are naming words.*

**13. B**

*In the poem it says "his face you could not see, / On account of his  
Beaver Hat. / For his Hat was a hundred and two feet wide".*

**14. C**

*In the poem it says "very few people come this way / And that life on  
the whole is far from gay!" "gay" means happy and the Quang le Wangle  
is unhappy because he has no visitors, so he is lonely.*

**15. A**

*Mr. and Mrs. Canary came to the Crum petty Tree first. Canaries are  
a type of bird.*

**16. E**

*All the other animals are mentioned.*

**17. C**

*All the animals come to ask the Quang le Wangle if they may "build our  
homes on your lovely Hat".*

**18. D**

*In the poem it says 'all were as happy as happy could be'. which shows  
that the Quangfe Wangle was delighted.*

**19. E**

*This is a nonsense poem. Nonsense poems are humorous poems  
about strange or illogical creatures or things.*

**20. C**

*"On account of" could be replaced by 'Because of'.*

**21. A**

*"airy" could be replaced by 'open'.*

**22. D**

*allow' is closest in meaning to "grant". They both mean 'to give  
' , permission .*

**23. A**

*Alliteration is when a sound is repeated at the beginning of  
neighbouring words - here the 'f' sound is repeated.*

**24. B**

*"humbly" is an adverb. It describes the verb "beg".*

**25. B**

*announse' should be announce· - the ending is ce'.*

**26. C**

*'ingrediants' should be 'ingredients' - the ending is 'ients'.*

**27. B**

*serial' should be cereal'. These are homophones - cereal' is correct  
because it means a grain-based food you eat for breakfast'.*

**28. D**

*aelightfu/1' should be aelightfuf' - the suffix 'fut' is spelt with one 'l'.*

**29. N**

*There are no mistakes in this line.*

**30. B**

*The colon after 'rope' is unnecessary- a comma should be used  
instead to separate the extra information.*

**31. N**

*There are no mistakes in this line.*

**32. D**

*ae'e' needs a capital letter because it is the name of the river.*

33. B

*There should be a set of speech marks after 'It?' - speech marks  
always come in pairs.*

34. B

*There should be a comma after 'quivering' to separate the extra  
information.*

**TYPE SIX:**

**BORE  
FARM  
PLAY  
TOIL  
FAIL  
FREE  
COOK  
HEAP  
TALK  
HAVE  
LAST  
WELD  
HOOF  
BALL  
BARE  
SLEW  
PALM  
SLIP  
FISH  
DARK**

## Shuffled Sentences

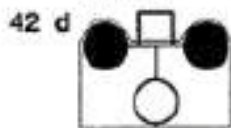
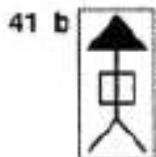
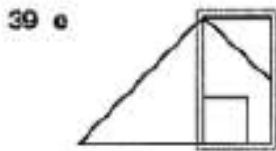
### Test 6

1. coral reefs are home to many kinds of fish
2. they squinted into the distance
3. the treasure was not marked on any map
4. they wondered why the traffic had stopped
5. it took hours for the spider to spin her web
6. she screamed for help as she sank slowly in the mud
7. his shout echoed across the mountain valley
8. we snoozed in the sun's warmth
9. the bell rang at the end of the school day
10. the magician appeared to produce a rabbit out of an empty hat

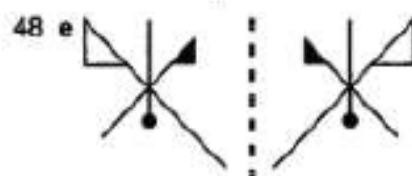
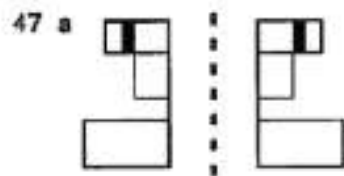
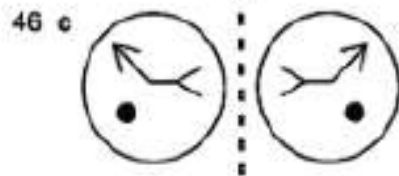
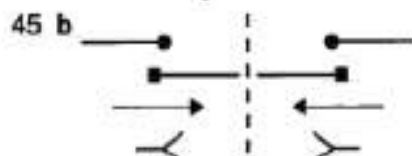
**Year 4 Week 6 Page 31-40 (turn over)**

**Paper 2 (pages 11 –20)**

- 1 a All of the shapes, apart from a, consist of two curved lines.
- 2 e All of the shapes, apart from e, have shading with short lines.
- 3 b All of the patterns, apart from b, consist of a triangle, a circle and two rectangles.
- 4 b All of the arrows, apart from b, have a large arrowhead.
- 5 a All of the options, apart from a, have the same pattern in both shapes.
- 6 e All of the arrows, apart from e, have three lines through the shaft.
- 7 d All of the shapes, apart from d, have a white triangle at the end.
- 8 c All of the squares, apart from c, have three lines inside them.
- 9 b All of the shapes, apart from b, are the same size.
- 10 d All of the patterns, apart from d, have a black circle.
- 11 d All of the patterns, apart from d, have small squares.
- 12 a All of the patterns, apart from a, have small squares.
- 13 b The two lines within the square continue to rotate by 45° anti-clockwise inside the square.
- 14 b The outer squares continue to be removed one at a time. The inner square alternates between black and white.
- 15 e The number of points on the star continues to decrease. All of the shapes are white and do not have anything inside them.
- 16 a The shapes alternate between circles and squares. There is a repeating pattern in the colour: all white, black inner shape with a white outer shape, white inner shape with a black outer shape.
- 17 b The black squares on the left continue to move downwards at the same distance each time.
- 18 b Alternate patterns have an outer square. The symbols follows a repeating pattern: +, ×, ÷.
- 19 a The number of circles in each 'arm' of the arrow shape continues to increase by two each time.
- 20 e The shape at the bottom alternates between a circle and a square, with the first two black, the next two white, the next two black and so on. At the top is a repeating pattern with three shapes.
- 21 e The square with the black triangle alternates between top-right and bottom-left. The other square follows a repeating pattern: white circle, black circle, no circle.
- 22 d The square continues to get darker.
- 23 b The trapezium at the top alternates between all white and white with a black triangle. The number of lines in the rectangle at the bottom follows a repeating pattern: one line, two lines, three lines.
- 24 e The circle continues to increase in size, with the same pattern.
- 25 d The second shape is vertical reflection of the first.
- 26 d The second shape is the first shape stretched vertically, with the white and black parts staying in the same position. The size of the second shape will increase by the same amount.
- 27 e The second shape is the same as the first shape with the colours reversed.
- 28 c The first pattern is the same as the first pattern with the bottom shape removed.
- 29 e The second pattern is the same as the first shape with the inner shape moved outside of the larger shape.
- 30 b The second pattern is the same as the first shape with both shapes made smaller.
- 31 c A diagonal reflection of the outer shape in the first pattern has been added. The shape inside the first triangle changes from white to black, so in the second pair this will change from black to white. The small shape inside the reflection will be the opposite colour.
- 32 a The first pattern is the second pattern with the arrow rotated 180° and moved to above the larger shape.
- 33 b The second pattern is the first pattern rotated 90° clockwise, with an extra copy of the shape at each end.
- 34 c The second shape is the first shape vertically reflected and halved in size.
- 35 c The second shape is the first shape rotated 90° anti-clockwise and doubled in size.
- 36 a The second shape is the first shape with each line widened into a hollow shape. The arrow-head changes from black to white.
- 37 c 
- 38 a 



3–48 When each shape is paired with the correct reflection, they form a single shape that is perfectly symmetrical.



49 e The missing shape will be the same as the bottom right square.

50 c The missing square will be a 180° rotation of the bottom left square.

51 b In each row, from left to right, the shape moves down slightly. The first row has an arrow; the second row has a cross; and the third row has a capital 'I' shape on its side. This means the missing square will have a capital 'I' shape on its side at the bottom of the square.

52 d The top row has 1 shape in each square; the second row has 2 shapes in each square; the third row has 3 shapes in each square. The first column has white triangles; the second column has black squares; the third column has black circles. The shapes in each column are in the same position. This means the missing square will have 3 white triangles to the right of the square.

53 c Each row shows a shape that is repeated in the next square. The missing square will be the same as the other shapes in the top row.

54 b Each row has the same shape increasing in size, in a repeating pattern: small, medium, large, very large, small, medium, large, and so on. This means the shape in the missing square will be very large black circle.

## Quick Lesson Recap

Work out the Mean, Mode, Median and Range of the numbers in bold on the left-hand side. You will get 1 mark for each individual calculation.

		Mode	Range	Mean	Median
1)	<b>3, 4, 2, 3</b>	<b>3</b>	<b>2</b>	<b>3</b>	<b>3</b>
2)	<b>10, 7, 2, 9</b>	<b>None</b>	<b>8</b>	<b>7</b>	<b>8</b>
3)	<b>4, 3, 9, 9, 3</b>	<b>9</b>	<b>6</b>	<b>5.6</b>	<b>4</b>

(12 marks)

4)  $0.07 \div 100 = \mathbf{0.0007}$

5)  $9.8 \times 1000 = \mathbf{9800}$

6) Round 45,879 to the nearest thousand = **46,000**

7)  $235 \times 4 = \mathbf{940}$

8)  $6 + 2 \times 3 \div 3 = \mathbf{8}$

(5 marks)

## Vocabulary 6

### Exercise A

1. Disapprove
2. Discard
3. Sociable
4. Scoundrel
5. Sensitive
6. Misery
7. Continuous
8. Mistreat
9. Prolong
10. Quarrel

### Exercise B

1. Scoundrel
2. Mistreat
3. Quarrel
4. Sociable
5. Prolong
6. Disapprove
7. Discard
8. Sensitive
9. Continuous
10. Misery